


- 22 mm Ø ideal for 1" pipes
- Ranges from 100 mbar to 20 bar
- Accuracy  $\leq 0,25\%$
- $\text{Ex}$  II 1G Ex ia IIC T4 Ga
- Increased protection against voltage surges
- Cable according Bg VV-1.12.96-specifications, suitable for food and drinking water
- Optional integrated Pt 100 / Pt 1000 Sensor for temperature measurement



## Level Transmitter P 135

### Technical data:

Ranges:	0...100 mbar to 0...20 bar
Output signal:	4...20 mA, 2-wire
Accuracy:	$\leq \pm 0,25\%$ FS @ 25°C
Response time:	200 ms (other available on request)
Supply voltage:	12...30V DC
Ambient temperature:	-25...80 °C (-20...70 °C at Ex ia IIC T4 Ga)
Temperature coeff.:	$\leq \pm 0,02\%$ FS/K
Long term stability:	$\leq \pm 0,2\%$ FS p. a.
Housing:	stainless steel, 1.4404, IP 68
Weight of probe:	approx. 0,3 kg
Weight of cable:	0,5 kg / 10m
Electrical connection:	PE cable with pressure compensation capillary and filter

**Nöding**

Meßtechnik

## Ranges

range in bar		range in mH <sub>2</sub> O		overload (bar)
0...100 mbar	00	0...1 mH <sub>2</sub> O	50	-0,3/4
0...160 mbar	01	0...1,6 mH <sub>2</sub> O	51	-0,3/4
0...200 mbar	B1	0...2 mH <sub>2</sub> O	W1	-0,3/4
0...250 mbar	02	0...2,5 mH <sub>2</sub> O	52	-0,3/4
0...300 mbar	X5	0...3 mH <sub>2</sub> O	66	-1/6
0...350 mbar	X1	0...3,5 mH <sub>2</sub> O	67	-1/6
0...400 mbar	03	0...4 mH <sub>2</sub> O	53	-1/6
0...500 mbar	B7	0...5 mH <sub>2</sub> O	W2	-1/6
0...600 mbar	04	0...6 mH <sub>2</sub> O	54	-1/10
0...1,0 bar	05	0...10 mH <sub>2</sub> O	55	-1/10
0...1,6 bar	06	0...16 mH <sub>2</sub> O	56	-1/15
0...2,0 bar	B3	0...20 mH <sub>2</sub> O	W3	-1/15
0...2,5 bar	07	0...25 mH <sub>2</sub> O	57	-1/15
0...4,0 bar	08	0...40 mH <sub>2</sub> O	58	-1/25
0...5,0 bar	F1	0...50 mH <sub>2</sub> O	68	-1/40
0...6,0 bar	09	0...60 mH <sub>2</sub> O	59	-1/40
0...10 bar	10	0...100 mH <sub>2</sub> O	60	-1/40
0...16 bar	11	0...160 mH <sub>2</sub> O	61	-1/40
0...20 bar	B5	0...200 mH <sub>2</sub> O	W5	-1/40

## Ordering code

### Output signal

4 4...20 mA 2-wire  
 EX 4...20 mA 2-wire Ⓜ II 1G Ex ia IIC T4 Ga  
 TX 4...20 mA 2-wire Ⓜ II 1G Ex ia IIC T4 Ga and PT100 3-wire  
 FX 4...20 mA 2-wire Ⓜ II 1G Ex ia IIC T4 Ga and PT1000 3-wire  
 T 4...20 mA 2-wire and Pt 100 sensor 3-wire  
 F 4...20 mA 2-wire and Pt 1000 sensor 3-wire

### Range

See table on the left  
 99 no standard (on request)

### Material housing / sensor seal

1 1.4404 / FPM (Viton)  
 3 1.4404 / EPDM

### Cable cuttable

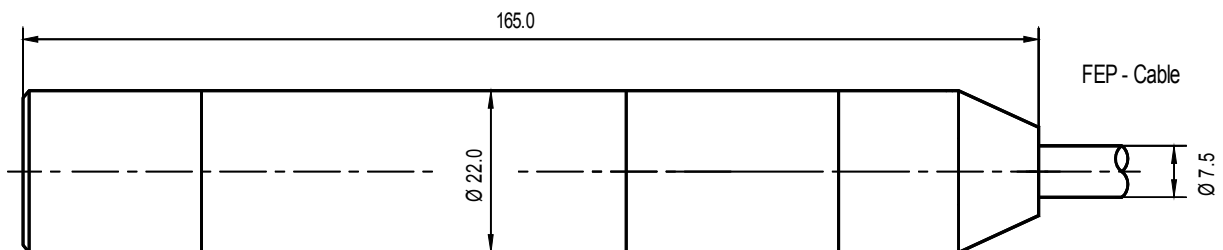
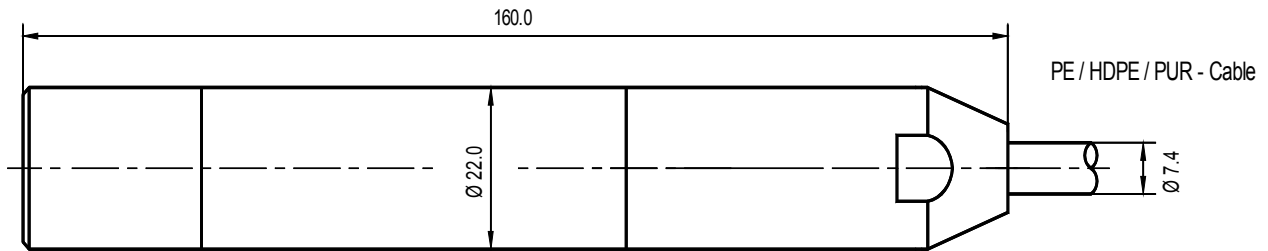
002 2m cable  
 005 5m cable  
 010 10m cable  
 050 50m cable  
 100 100m cable  
 Special lengths quote in meters

### Cable material

0 PE cable  
 2 PUR cable  
 4 HDPE cable  
 6 FEP Cable

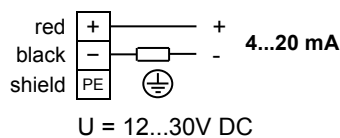
P 135

## Dimensions (mm)

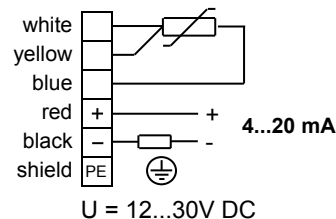


## Electrical connections

### 4...20 mA, 2-wire



### 4...20 mA, 2-wire and Pt 100 / Pt 1000 sensor, 3-wire



Modifications reserved without notice, 03.20